

Area Efficient and high-speed fir filter implementation using divided LUT method

Ranjith Murarkar¹, J. Nirmala Bai², P. Navitha³

¹(Department of Electronics and Communication Engineering, JNT University, Hyderabad,)

²(Associate Professor, Department of Electronics and Communication Engineering, CMR Institute of Technology, JNT University, Hyderabad)

³(Assistant Professor, Department of Electronics and Communication Engineering, CMR Institute of Technology, JNT University, Hyderabad,)

ABSTRACT: Traditional method of implementing FIR filters costs considerable hardware resources, which goes against the decrease of circuit scale and the increase of system speed. A new design and implementation of FIR filters using Distributed Arithmetic is provided in this paper to solve this problem. Distributed Arithmetic structure is used to increase the resource useage while pipeline structure is also used to increase the system speed. In addition, the devided LUT method is also used to decrease the required memory units. The simulation results indicate that FIR filters using Distributed Arithmetic can work stable with high speed and can save almost 50 percent hardware resources to decrease the circuit scale, and can be applied to a variety of areas for its great flexibility and high reliability

Keywords - About five key words in alphabetical order, separated by comma

I. Introduction

Digital filters are the essential units for digital signal processing systems. Traditionally, digital filters are achieved in Digital Signal Processor (DSP), but DSP-based solution cannot meet the high speed requirements in some applications for its sequential structure. Nowadays, Field Programmable Gate Array (FPGA) technology is widely used in digital signal processing area because FPGA-based solution can achieve high speed due to its parallel structure and configurable logic, which provides great flexibility and high reliability in the course of design and later maintenance. In general, Digital filters are divided into two categories, including Finite Impulse Response (FIR) and Infinite Impulse Response(IIR). And FIR filters are widely applied to a variety of digital signal processing areas for the virtues of providing linear phase and system stability.

The FPGA-based FIR filters using traditional direct arithmetic costs considerable multiply-and-accumulate (MAC) blocks with the augment of the filter order. However, according to Distributed Arithmetic, we can make a Look-Up-Table (LUT) to conserve the MAC values and callout the values according to the input data if necessary. Therefore, LUT can be created to take the place of MAC units so as to save the hardware resources. This paper provide the principles of Distributed Arithmetic, and introduce it into the FIR filters design, and then presents a31-order FIR low-pass filter using Distributed Arithmetic, which save considerable MAC blocks to decrease the circuit scale, meanwhile, devided LUT method is used to decrease the required memory units and pipeline structure is also used to increase the system speed.

II. DISTRIBUTED ARITHMETIC

Distributed Arithmetic was first brought up by Croisier [1] and was extended to cover the signed data system by Liu, and then was introduced into FPGA design to save MAC blocks with the development of FPGA technology.

The N-length FIR filter can be described as:

$$y = \langle h, x \rangle = \sum_{n=0}^{N-1} h[n]x[n] \quad (1)$$

Where $h[n]$ is the filter coefficient and $x[n]$ is the input sequence to be processed. The FIR structures consists of a series of multiplication and addition units, and consume N MAC blocks of FPGA, which are expensive in high speed system. Compared with traditional direct arithmetic, Distributed Arithmetic can save considerable hardware resources through using LUT to take the place of MAC units [2]. Another virtue of this method is that it can avoid system speed decrease with the increase of the input data bit width or the filter

coefficient bit width, which can occur in traditional direct method and consume considerable hardware resources [3]

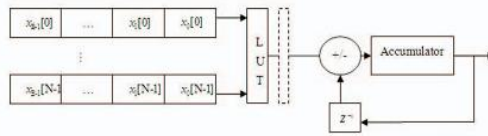


Fig.1 The basic Distributed Arithmetic structure

III. FILTERS DESIGN

In the course of FIR filters design, ringing can be generated at the edge of transition band for the reason that finite series Fourier transform cannot produce sharp edges [5]. So windows are often used to produce suitable transition band, and Kaiser Window is widely used for providing good performance. The parameter β is an important coefficient of Kaiser Window

However, with the increase of filter order, the scale of LUT will increase dramatically, which will cost more time to look up the table and more memory to store the values. Therefore, we can

Tab.2 Coefficient values of LUT

$b_3b_2b_1b_0$	Data
0000	0
0001	$h[0]$
0010	$h[1]$
0011	$h[0] + h[1]$
0100	$h[2]$
0101	$h[0] + h[2]$
0110	$h[1] + h[2]$
0111	$h[0] + h[1] + h[2]$
1000	$h[3]$
1001	$h[0] + h[3]$
1010	$h[1] + h[3]$
1011	$h[0] + h[1] + h[3]$
1100	$h[2] + h[3]$
1101	$h[0] + h[2] + h[3]$
1110	$h[1] + h[2] + h[3]$
1111	$h[0] + h[1] + h[2] + h[3]$

Pipeline structure is also used to increase the system speed. The pipelining technology is to divide combinational circuit into small parts, and then inserts a register in the middle of the two parts to increase the system speed [9]. The filter designed in this paper

Contains 3 level registers. Although it will increase the time delay, but helps to increase the system speed [10]. Considering all the factors above, we achieve the new structure based on Distributed Arithmetic as Fig.3

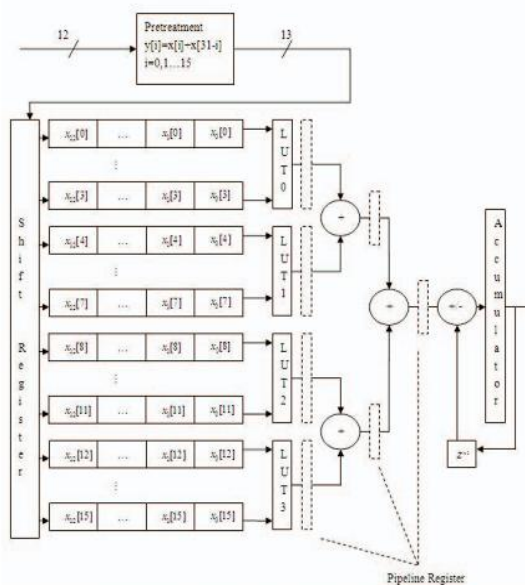
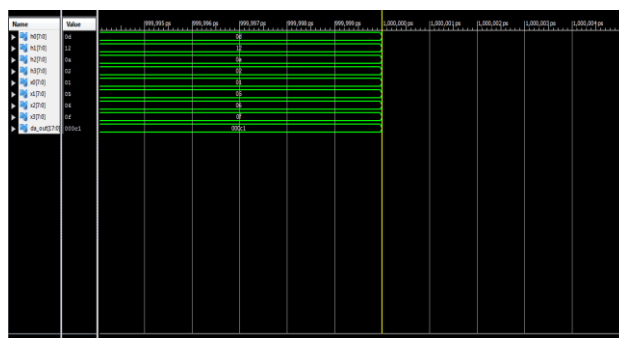


Fig.3 Structure of FIR filter based on Distributed Arithmetic

IV. CONCLUSION

This paper presents the design and implementation based on Distributed Arithmetic, which is used to realize a 31-order FIR low-pass filter. Distributed Arithmetic structure is used to increase the resource usage while pipeline structure is used to increase the system speed. The test results indicate that the designed filter using Distributed Arithmetic can work stable with high speed and can save almost 50 percent hardware resources. Meanwhile, it is very easy to transplanted the filter to other applications through modifying the order parameter or bit width and other parameters, and therefore have great practical applications in digit signal processing

V. RESULT



REFERENCES

- [1] Uwe Meyer-Baese. Digital signal processing with FPGA[M]. Beijing: Tsinghua University Press, 2006: 50~51
- [2] Tsao Y C and Choi K. Area-Efficient Parallel FIR Digital Filter Structures for Symmetric Convolutions Based on Fast FIR Algorithm [J]. IEEE Transactions on Very Large Scale Integration (VLSI) Systems, 2010, PP(99): 1~5.
- [3] Chao Cheng and Keshab K Parhi. Low-Cost Parallel FIR Filter Structures With 2-Stage Parallelism [J]. IEEE Transactions on Circuits and Systems I: Regular, 2007, 54(2): 280~290.
- [4] Tearney G J and Bouma B E. Real-Time FPGA Processing for High-Speed Optical Frequency Domain Imaging [J]. IEEE Transactions on Medical Imaging, 2009, 28(9): 1468~1472.
- [5] Hu Guang-shu. Digital signal processing-theory, algorithm and realizes [M]. 2nd ed. Beijing: Tsinghua University Press, 2003: 296~307.
- [6] Chun Hok Ho, Chi Wai Yu and Leong P. Floating-Point FPGA: Architecture and Modeling [J]. IEEE Transactions on Very Large Scale Integration Systems, 2008, 17(12): 1709~1718.
- [7] Evans J B. Efficient FIR filter architectures suitable for FPGA implementation [J]. IEEE Transactions on Circuits and Systems II: Analog and Digital Signal Processing, 2002, 41(7): 490~493.
- [8] Meher P K, Chandrasekaran S and Amira A. FPGA Realization of FIR Filters by Efficient and Flexible Systolization Using Distributed Arithmetic [J]. IEEE Transactions on Signal Processing, 2008, 56(7): 3009~3017.
- [9] Xia Yu-wen. Digital system design with Verilog [M]. 2nd ed. Beijing: Higher Education Press, 2008: 102~103.
- [10] Sungwook Yu and Swartzlander E E. DCT implementation with distributed arithmetic [J]. IEEE Transactions on Computers, 2001, 50(9): 985~991.